

Great North Road Solar and Biodiversity Park

Environmental Statement

Volume 4 – Technical Appendices

Technical Appendix A11.6: Phase 1 Trial Trenching Results - Part 2 of 3

Document reference – EN010162/APP/6.4.11.6

Revision number 1

June 2025

Infrastructure Planning (Applications: Prescribed Forms and Procedure)
Regulations 2009, APFP Regulation 5(2)(a)



Plate 63 Trench 392 facing north, after stripping. Scale: 2 x 1m



Plate 64 Trench 392 representative section facing east. Scale: 1 x 1m



Plate 65 Trench 392 Section of feature [39204] facing south-east. Scale: 1 x 1m



Plate 66 Trench 392 Section of feature [39205] facing north west. Scale: 1 x 1m (number error in photo)



Plate 67 Trench 393 facing east, after stripping. Scale: 2 x 1m



Plate 68 Trench 393 representative section facing north. Scale: 1 x 1m



Plate 69 Trench 394 facing north-east, after stripping. Scale: 2 x 1m



Plate 70 Trench 394 representative section facing north. Scale: 1 x 1m



Plate 71 Trench 394 Section of feature [39402] facing north. Scale: 1 x 1m



Plate 72 Trench 395 facing west, after excavation. Scale: x 1m



Plate 73 Trench 395 representative section facing north-east. Scale: 1 x 1m



Plate 74 Trench 395 Section of feature [39502] facing north. Scale: 1 x 2m



Plate 75 Trench 395 Section of feature [39504] facing north. Scale: 1 x 0.3m



Plate 76 Trench 395 Section of features [39506] facing south. Scale: 1 x 1m



Plate 77 Trench 395 Section of feature [39511] facing north. Scale: 1 x 1m



Plate 78 Trench 396 facing east, after excavation. Scale: 2 x 1m



Plate 79 Trench 396 representative section facing south. Scale: x 1m



Plate 80 Trench 396 Section of feature [39602] facing south-west. Scale: 1 x 0.3m



Plate 81 Trench 396 Section of feature [39604] facing north. Scale: 1 x 1m



Plate 82 Trench 396 Section of feature [39606] facing north-east. Scale: 1 x 1m



Plate 83 Trench 396 Section of feature [39608] facing south. Scale: 1 x 1m



Plate 84 Trench 397 facing west, after excavation. Scale: 2 x 1m



Plate 85 Trench 397 representative section facing south. Scale: 1 x 1m



Plate 86 Trench 397 Section of feature [39702] facing south-east. Scale: 1 x 0.3m



Plate 87 Trench 397 Section of feature [39704] facing south-east. Scale: 1 x 0.3m



Plate 88 Trench 397 Section of feature [39707] facing south-east. Scale: 1 x 1m



Plate 89 Trench 398 facing north, after excavation. Scale: 2 x 1m



Plate 90 Trench 398 representative section facing west. Scale: 1 x 1m



Plate 91 Trench 398 Section of feature [39802] facing west. Scale: 2 x 1m



Plate 92 Trench 399 facing north, after stripping. Scale: 2 x 1m



Plate 93 Trench 399 representative section facing west. Scale: 1 x 1m



Plate 94 Trench 399 Section of feature [39903] facing south-east. Scale: 1 x 1m



Plate 95 Trench 400 facing north, after stripping. Scale: 2 x 1m



Plate 96 Trench 400 representative section facing east. Scale: 1 x 1m



Plate 97 Trench 400 Section of feature [40004] facing west. Scale: 1 x 1m



Plate 98 Trench 400 Section of feature [40002] facing north-west. Scale: 1 x 1m



Plate 99 Trench 401 facing east, after stripping Scale: 2 x 1m



Plate 100 Trench 401 representative section facing north. Scale: 1 x 1m



Plate 101 Trench 402 facing north, after stripping. Scale: 2 x 1m



Plate 102 Trench 402 representative section facing west. Scale: 1 x 1m



Plate 103 Trench 402 Section of feature [40203] facing north-west. Scale: 1 x 1m



Plate 104 Trench 403 facing east, after stripping. Scale: 2 x 1m



Plate 105 Trench 403 representative section facing north. Scale: 1 x 1m



Plate 106 Trench 403 Section of feature [40302] facing north-west. Scale: 1 x 1m



Plate 107 Trench 404 facing north-west, after stripping. Scale: 2 x 1m



Plate 108 Trench 404 representative section facing north-east. Scale: 1 x 1m



Plate 109 Trench 404 Section of feature [40404] facing west. Scale: 1 x 1m



Plate 110 Trench 404 Section of feature [40405] facing west. Scale: 1 x 1m



Plate 111 Trench 405 facing north, after stripping. Scale: 2 x 1m



Plate 112 Trench 405 representative section facing east. Scale: 1 x 1m



Plate 113 Trench 406 facing north, after stripping. Scale: 2 x 1m



Plate 114 Trench 406 representative section facing east. Scale: 1 x 1m



Plate 115 Trench 407 facing north, after stripping. Scale: 2 x 1m



Plate 116 Trench 407 representative section facing west. Scale: 1 x 1m



Plate 117 Trench 408 facing east, after stripping. Scale: 2 x 1m



Plate 118 Trench 408 representative section facing north. Scale: 1 x 1m



Plate 119 Trench 409 facing north-west, after stripping. Scale: 2 x 1m



Plate 120 Trench 409 representative section facing south-west. Scale: 1 x 1m



Plate 121 Trench 410 facing north, after stripping. Scale: 2 x 1m



Plate 122 Trench 410 representative section facing east. Scale: 1 x 1m



Plate 123 Trench 410 Section of feature [41002] facing north. Scale: 1 x 1m



Plate 124 Trench 411 facing east, after stripping. Scale: 2 x 1m



Plate 125 Trench 411 representative section facing north. Scale: 1 x 1m



Plate 126 Trench 412 facing south, after stripping. Scale: 2 x 1m



Plate 127 Trench 412 representative section facing north-east. Scale: 1 x 1m



Plate 128 Trench 412 Section of features [41203] facing north-east. Scale: 1 x 1m



Plate 129 Trench 412 Section of feature [41207] facing north-west. Scale: 1 x 1m



Plate 130 Trench 413 facing east, after stripping. Scale: 2 x 1m



Plate 131 Trench 413 representative section facing north. Scale: 1 x 1m



Plate 132 Trench 413 Section of feature [41302] facing south-west. Scale: 1 x 1m



Plate 133 Trench 413 Section of feature [41304] facing north. Scale: 1 x 1m



Plate 134 Trench 414 facing east, after stripping. Scale: 2 x 1m



Plate 135 Trench 414 representative section facing north. Scale: 1 x 1m




Plate 136 Trench 414 Section of feature (Furrow) facing north. Scale: 1 x 1m



Plate 137 Trench 415 facing east, after stripping. Scale: 2 x 1m



Plate 138 Trench 415 representative section facing north. Scale: 1 x 1m



Plate 139 Trench 415 feature (Furrow) facing north. Scale: 1 x 1m



Plate 140 Trench 416 facing north-east, after stripping. Scale: 2 x 1m




Plate 141 Trench 416 representative section facing north-west. Scale 1 x 1m



Plate 142 Trench 416 Section of feature [41602] facing south-east. Scale: 1 x 1m



Plate 143 Trench 416 Section of feature [41604] facing north-east. Scale: 1 x 1m



Plate 144 Trench 417 facing east, after stripping. Scale: 2 x 1m



Plate 145 Trench 417 representative section facing north. Scale: 1 x 1m



Plate 146 Trench 418 facing south, after stripping. Scale: 2 x 1m



Plate 147 Trench 418 representative section facing east. Scale: 1 x 1m



Plate 148 Trench 419 facing west, after stripping. Scale: 2 x 1m



Plate 149 Trench 419 representative section facing north. Scale: 1 x 1m



Plate 150 Trench 419 Section of feature [41902] facing north-east. Scale: 1 x 1m



Plate 151 Trench 420 facing south, after stripping. Scale: 2 x 1m



Plate 152 Trench 420 representative section facing east. Scale: 1 x 1m



Plate 153 Trench 421 facing north, after stripping. Scale: 2 x 1m



Plate 154 Trench 421 representative section facing west. Scale: 1 x 1m



Plate 155 Trench 421 Section of feature [42102] facing north-west. Scale: 1 x 1m



Plate 156 Trench 422 facing north, after stripping. Scale: 2 x 1m



Plate 157 Trench 422 representative section facing east. Scale: 1 x 1m



Plate 158 Trench 422 facing south, general view of modern field boundary. Scale: 1 x 1m



Plate 159 Trench 422 Section of feature [42202] facing north-west. Scale: 1 x 1m



Plate 160 Trench 423 facing north, after stripping. Scale: 2 x 1m



Plate 161 Trench 423 representative section facing east. Scale: 1 x 1m



Plate 162 Trench 423 Section of feature [42302] facing None. Scale: 1 x 1m



Plate 163 Trench 424 facing east, after stripping. Scale: 2 x 1m



Plate 164 Trench 424 representative section facing north. Scale: 1 x 1m



Plate 165 Trench 424 Section of feature [42402] facing south. Scale: 1 x 1m



Plate 166 Trench 425 facing north, after stripping. Scale: 2 x 1m



Plate 167 Trench 425 representative section facing east. Scale: 1 x 1m



Plate 168 Trench 426 facing south, after stripping. Scale: 2 x 1m



Plate 169 Trench 426 representative section facing west, Scale: 1 x 1m



Plate 170 Trench 426 Section of feature [42602] facing north-west. Scale: 1 x 1m



Plate 171 Trench 426 Section of features [42605] facing north-east. Scale: 1 x 1m



Plate 172 Trench 426 Section of feature [42608] facing north-west. Scale: 1 x 1m



Plate 173 Trench 426 Section of feature [42610] facing south. Scale: 1 x 1m



Plate 174 Trench 427 facing north, after stripping. Scale: 2 x 1m



Plate 175 Trench 427 representative section facing east. Scale: 1 x 1m



Plate 176 Trench 428 facing north-west, after stripping. Scale: 2 x 1m



Plate 177 Trench 428 representative section facing north-east. Scale: 1 x 1m



Plate 178 Trench 428 Section of feature [42803] facing north. Scale: 1 x 1m



Plate 179 Trench 428 Section of feature [42804] facing south-west. Scale: 1 x 0.5m



Plate 180 Trench 429 facing east, after stripping. Scale: 2 x 1m



Plate 181 Trench 429 representative section facing north. Scale: 1 x 1m



Plate 182 Trench 429 Section of feature [42903] facing north. Scale: 1 x 1m



Plate 183 Trench 430 facing west, after stripping. Scale: 2 x 1m



Plate 184 Trench 430 representative section facing south-west. Scale: 1 x 1m



Plate 185 Trench 431 facing east, after stripping. Scale: 2 x 1m



Plate 186 Trench 431 representative section facing north. Scale: 1 x 1m



Plate 187 Trench 431 Section of feature [43102] facing north-east. Scale: 1 x 1m



Plate 188 Trench 431 Section of feature [43104] facing south-west. Scale: 1 x 0.5m



Plate 189 Trench 431 Section of feature [43110] facing south-west. Scale: 1 x 1m



Plate 190 Trench 432 facing east, after stripping. Scale: 2 x 1m



Plate 191 Trench 432 representative section facing north. Scale: 1 x 1m



Plate 192 Trench 433 facing north-east, after stripping. Scale: 2 x 1m



Plate 193 Trench 433 representative section facing north-east. Scale: 1 x 1m



Plate 194 Trench 434 facing north-west, after stripping. Scale: 2 x 1m



Plate 195 Trench 434 representative section facing north-east. Scale: 1 x 1m



Plate 196 Trench 435 facing east, after stripping. Scale: 2 x 1m



Plate 197 Trench 435 representative section facing south. Scale: 1 x 1m



Plate 198 Trench 436 facing east, after stripping. Scale: 2 x 1m



Plate 199 Trench 436 representative section facing north. Scale: 1 x 1m



Plate 200 Trench 436 Section of feature [43602] facing north-east. Scale: 1 x 1m



Plate 201 Trench 437 facing north-west, after stripping. Scale: 2 x 1m



Plate 202 Trench 437 representative section facing south-east. Scale: 1 x 1m



Plate 203 Trench 438 facing north, after stripping. Scale: 2 x 1m



Plate 204 Trench 438 representative section facing east. Scale: 1 x 1m



Plate 205 Trench 439 facing south, after stripping. Scale: 2 x 1m



Plate 206 Trench 439 representative section facing east. Scale: 1 x 1m



Plate 207 Trench 440 facing east, after stripping. Scale: 2 x 1m



Plate 208 Trench 440 representative section facing north. Scale: 1 x 1m



Plate 209 Trench 441 facing north, after stripping. Scale: 2 x 1m



Plate 210 Trench 441 representative section facing north-east. Scale: 1 x 1m



Plate 211 Trench 442 facing south-west, after stripping. Scale: 2 x 1m



Plate 212 Area 442 representative section facing north-west. Scale: 1 x 1m



Plate 213 Trench 443 facing east, after stripping. Scale: 2 x 1m



Plate 214 Trench 443 representative section facing north. Scale: 1 x 1m



Plate 215 Trench 444 facing north, after stripping. Scale: 2 x 1m



Plate 216 Trench 444 representative section facing west. Scale: 1 x 1m



Plate 217 Trench 445 facing west, after stripping. Scale: 2 x 1m



Plate 218 Trench 445, representative section facing north-east. Scale: 1 x 1m



Plate 219 Trench 445, section of feature [44502], facing east. Scale: 1 x 0.3m



Plate 220 Trench 445, section of feature [44504], facing south-west. Scale: 1 x 0.3m



Plate 221 Trench 447 facing west, after stripping. Scale: 2 x 1m



Plate 222 Trench 447 representative section, facing north-east. Scale: 1 x 1m



Plate 223 Trench 447 section of feature [44702], facing north. Scale 1 x 1m



Plate 224 Trench 447 section of feature [44704], facing west. Scale: 1 x 1m



Plate 225 Trench 447 section of feature [44706], facing north. Scale: 1 x 1m



Plate 226 Trench 449 facing south-east, after stripping. Scale: 2 x 1m



Plate 227 Trench 449 representative section, facing north-east. Scale: 1 x 1m (number error in photo)



Plate 228 Trench 450 facing south-east, after stripping. Scale: 2 x 1m




Plate 229 Trench 450 representative section, facing north-east. Scale: 1 x 1m



Plate 230 Trench 451 facing south-west, after stripping. Scale: 2 x 1m




Plate 231 Trench 451 representative section, facing north-west. Scale: 1 x 1m



Plate 232 Trench 452 facing north-east, after stripping. Scale: 2 x 1m



Plate 233 Trench 452 representative section, facing south-east. Scale: 1 x 1m



Plate 234 Trench 453 facing east, after stripping. Scale: 2 x 1m



Plate 235 Trench 453 representative section facing, north-west. Scale: 1 x 1m



Plate 236 Trench 454 facing north-east, after stripping. Scale: 2 x 1m

Museum Accession Number: NEKMS : 2024.10



Plate 237 Trench 454 representative section, facing north. Scale: 1 x 1m

Castle Hill



Plate 238 Trench 318 facing north, after stripping. Scale: 2 x 1m



Plate 239 Trench 318 representative section, facing west. Scale: 1 x 1m



Plate 240 Trench 319 facing west, after stripping. Scale: 2 x 1m



Plate 241 Trench 319 representative section, facing south. Scale: 1 x 1m



Plate 242 Trench 319 Section of feature [31902], facing north. Scale: 1 x 1m



Plate 243 Trench 320 facing north, after stripping. Scale: 2 x 1m



Plate 244 Trench 320 representative section, facing south-east. Scale: 1 x 1m



Plate 245 Trench 321 facing west, after stripping. Scale: 2 x 1m



Plate 246 Trench 321 representative section, facing south. Scale: 1 x 1m



Plate 247 Trench 322 facing north, after stripping. Scale: 2 x 1m



Plate 248 Trench 322 representative section, facing west. Scale: 2 x 1m



Plate 249 Trench 323 facing west, after stripping. Scale: 2 x 1m



Plate 250 Trench 323 representative section, facing south. Scale: 1 x 1m



Plate 251 Trench 323 Section of feature [32302], facing north. Scale: 1 x 1m



Plate 252 Trench 323 Section of feature [32304], facing north. Scale: 2 x 1m



Plate 253 Trench 324 facing north, after stripping. Scale: 2 x 1m



Plate 254 Trench 324 representative section, facing south-east. Scale: 1 x 1m



Plate 256 Trench 325 facing west, after stripping. Scale: 2 x 1m



Plate 257 Trench 325 representative section, facing north. Scale: 1 x 1m



Plate 258 Trench 325 Section of feature [32502] facing north. Scale: 1 x 1m



Plate 259 Trench 326 facing north-east, after stripping. Scale: 2 x 1m



Plate 260 Trench 326 representative section, facing south-east. Scale: 1 x 1m



Plate 261 Trench 327 facing north, after stripping. Scale: 2 x 1m



Plate 262 Trench 327 representative section, facing west. Scale: 1 x 1m



Plate 263 Trench 328 facing east, after stripping. Scale: 2 x 1m



Plate 264 Trench 328 representative section, facing north-east. Scale: 1 x 1m



Plate 265 Trench 329 facing west, after stripping. Scale: 2 x 1m



Plate 266 Trench 329 representative section, facing south. Scale: 1 x 1m

North Muskham



Plate 267 Trench 56 facing west, after stripping. Scale: 2 x 1m



Plate 268 Trench 56 representative section, facing north. Scale: 1 x 1m



Plate 269 Trench 57 facing west after stripping. Scale 2x1m



Plate 270 Trench 57 representative section, facing south. Scale 1 x 1m



Plate 271 Trench 57 section of feature [5703], facing south. Scale 1 x 0.5m



Plate 272 Trench 57 section of feature [5705], facing west. Scale 1 x 0.5m



Plate 273 Trench 58 facing north, after stripping. Scale: 2 x 1m



Plate 274 Trench 58 representative section, facing east. Scale: 1 x 1m



Plate 275 Trench 58 Section of feature [5802], facing east. Scale: 1 x 1m



Plate 276 Trench 59 facing east, after stripping. Scale: 2 x 1m



Plate 278 Trench 59 representative section, facing north. Scale: 1 x 1m



Plate 279 Trench 59 Section of feature [5903], facing north. Scale: 1 x 0.3m



Plate 280 Trench 59 Section of feature [5905] facing south-west. Scale: 1 x 1m



Plate 281 Trench 60 facing north, after stripping. Scale: 2 x 1m



Plate 282 Trench 60 representative section facing east. Scale: 1 x 1m



Plate 283 Trench 61 facing south, after stripping. Scale: 2 x 1m



Plate 284 Trench 61 representative section facing west. Scale: 1 x 1m



Plate 285 Trench 62 facing east, after stripping. Scale: 2 x 1m



Plate 286 Trench 62 representative section facing south. Scale: 1 x 1m



Plate 287 Trench 62 Section of feature [6202] facing south-west. Scale: 1 x 1m



Plate 288 Trench 63 facing north-east, after stripping. Scale: 2 x 1m



Plate 289 Trench 63 representative section facing north-west. Scale: 1 x 1m



Plate 290 Trench 63 Section of features [6302] facing north-west. Scale: 1 x 1m



Plate 291 Trench 63 Section of feature [6304] facing north-east. Scale: 1 x 1m



Plate 292 Trench 63 Section of feature [6306] and [6308] facing south-east. Scale: 1 x 1m



Plate 293 Trench 63 Section of feature [6310] facing north-west. Scale: 1 x 1m



Plate 294 Trench 63 Section of feature [6312] facing north-west. Scale: 1 x 1m



Plate 295 Trench 64 facing north-east, after stripping. Scale: 2 x 1m



Plate 296 Trench 64 representative section facing north-west. Scale: 1 x 1m



Plate 297 Trench 64 Section of feature [6403] facing north-west. Scale: 1 x 1m



Plate 298 Trench 64 Section of feature [6405] facing south-east. Scale: 1 x 1m



Plate 299 Trench 64 Section of features [6407] and [6410] facing north-west. Scale: 2 x 1m



Plate 300 Trench 65 facing east, after stripping. Scale: 2 x 1m



Plate 301 Trench 65 representative section facing north. Scale: 1 x 1m



Plate 302 Trench 66 facing north, after stripping. Scale: 2 x 1m



Plate 303 Trench 66 representative section facing east. Scale: 1 x 1m



Plate 304 Trench 66 Section of features [6602] facing west. Scale: 1 x 0.5m



Plate 305 Trench 66 Section of features [6604] and [6605] and [6606] facing west. Scale: 2 x 1m



Plate 306 Trench 66 Section of feature [6607] facing north-east. Scale: 1 x 1m



Plate 307 Trench 67 facing east, after stripping. Scale: 2 x 1m



Plate 308 Trench 67 representative section facing north. Scale: 1 x 1m



Plate 309 Trench 67 Section of feature [6702] facing south-west. Scale: 1 x 1m



Plate 310 Trench 67 Section of features [6704] facing north-west. Scale: 1 x 0.5m



Plate 311 Trench 68 facing east, after stripping. Scale: 2 x 1m



Plate 312 Trench 68 representative section facing north. Scale: 1 x 1m



Plate 313 Trench 69 facing north, after stripping. Scale: 2 x 1m



Plate 314 Trench 69 representative section facing east. Scale: 1 x 1m



Plate 315 Trench 70 facing east, after stripping. Scale: 2 x 1m



Plate 316 Trench 70 representative section facing north. Scale: 1 x 1m



Plate 317 Trench 70 Section of features [7002] and [7004] facing north. Scale 2 x 1m



Plate 318 Trench 70 Section of feature [7006] facing north. Scale: 1 x 1m



Plate 319 Trench 71 facing east, after stripping. Scale: 2 x 1m



Plate 320 Trench 71 representative section facing south. Scale: 1 x 1m



Plate 321 Trench 72 facing north, after stripping. Scale: 2 x 1m



Plate 322 Trench 72 representative section facing east. Scale: 1 x 1m



Plate 323 Trench 72 Section of feature [7203] facing west. Scale: 1 x 1m



Plate 324 Trench 73 facing north, after stripping. Scale: 2 x 1m



Plate 325 Trench 73 representative section facing east. Scale: 1 x 1m



Plate 326 Trench 76 facing south-east, after stripping. Scale: 2 x 1m



Plate 327 Trench 76 representative section facing south-west. Scale: 1 x 1m



Plate 328 Trench 76 Section of feature [7602] facing north. Scale: 1 x 1m



Plate 329 Trench 76 Section of feature [7604] facing south-west. Scale: 1 x 1m



Plate 330 Trench 76 Section of features [7606] facing south. Scale: 1 x 1m



Plate 331 Trench 76 Section of features [7608] facing east. Scale: 1 x 1m



Plate 332 Trench 77 facing east, after stripping. Scale: 2 x 1m



Plate 333 Trench 77 representative section facing north-east. Scale: 1 x 1m